

(1) Exercise 7.4.4. The Torus T can be represented parametrically by $\Phi: D \rightarrow \mathbb{R}^3: \Phi(\varphi, \theta) = ((R + \cos\varphi)\cos\theta, (R + \cos\varphi)\sin\theta, \sin\varphi)$; where $D = [0, 2\pi] \times [0, 2\pi]$ $R > 1$.

Let us show that $A(T) = (2\pi)^2 R$ in two ways:

(i) By using formula (3):

$$A(T) = \iint_D \sqrt{\left[\frac{\partial(x,y,z)}{\partial(\varphi,\theta)}\right]^2} d\varphi d\theta; \text{ where:}$$

$$\Phi' = \begin{bmatrix} \partial\Phi/\partial\varphi \\ \partial\Phi/\partial\theta \end{bmatrix} = \begin{bmatrix} -\sin\varphi\cos\theta & -\sin\varphi\sin\theta & \cos\varphi \\ -(R+\cos\varphi)\sin\theta & (R+\cos\varphi)\cos\theta & 0 \end{bmatrix}$$

$$\left[\frac{\partial(x,y)}{\partial(\varphi,\theta)}\right] = -\sin\varphi(R+\cos\varphi)\cos^2\theta - \sin\varphi(R+\cos\varphi)\sin^2\theta = -\sin\varphi(R+\cos\varphi)(\cos^2\theta + \sin^2\theta) = -\sin\varphi(R+\cos\varphi)$$

$$\left[\frac{\partial(x,z)}{\partial(\varphi,\theta)}\right] = (R+\cos\varphi)\sin\theta\cos\varphi$$

$$A(T) = \int_0^{2\pi} \int_0^{2\pi} \sqrt{[-\sin\varphi(R+\cos\varphi)]^2 + [-(R+\cos\varphi)\cos\theta\cos\varphi]^2 + [(R+\cos\varphi)\sin\theta\cos\varphi]^2} d\varphi d\theta$$

$$= \int_0^{2\pi} \int_0^{2\pi} \sqrt{\sin^2\varphi(R+\cos\varphi)^2 + (R+\cos\varphi)^2 \cos^2\theta \cos^2\varphi + (R+\cos\varphi)^2 \sin^2\theta \cos^2\varphi} d\varphi d\theta$$

$$= \int_0^{2\pi} \int_0^{2\pi} \sqrt{(R+\cos\varphi)^2 [\sin^2\varphi + \cos^2\theta \cos^2\varphi + \sin^2\theta \cos^2\varphi]} d\varphi d\theta$$

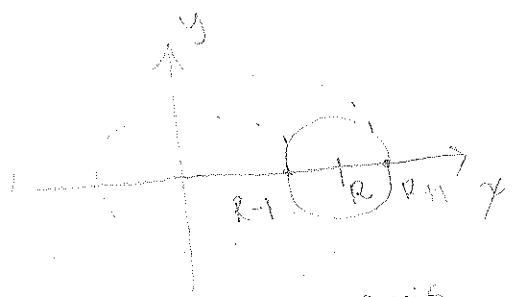
$$= \int_0^{2\pi} \int_0^{2\pi} \sqrt{(R+\cos\varphi)^2 [\sin^2\varphi + \cos^2\varphi (\cos^2\theta + \sin^2\theta)]} d\varphi d\theta$$

$$= \int_0^{2\pi} \int_0^{2\pi} \sqrt{(R+\cos\varphi)^2 [\sin^2\varphi + \cos^2\varphi]} d\varphi d\theta = \int_0^{2\pi} \int_0^{2\pi} \sqrt{(R+\cos\varphi)^2} d\varphi d\theta = \int_0^{2\pi} \int_0^{2\pi} R + \cos\varphi d\varphi d\theta$$

$$= 2\pi \int_0^{2\pi} R + \cos\varphi d\varphi = 2\pi [R\varphi + \sin\varphi]_0^{2\pi} = 2\pi [(R \cdot 2\pi + \sin(2\pi)) - (R \cdot 0 + \sin(0))] = \boxed{(2\pi)^2 \cdot R}$$

(ii) By using formula (6):

$$A(T) = 2\pi \int_a^b (|x| \sqrt{1 + [f'(x)]^2}) dx$$



We want to rotate the circle $(x-R)^2 + y^2 = 1$ around the y-axis.

By symmetry, it suffices to rotate only the upper-half of the circle and double the result. Hence, our function to rotate is $f(x) = \sqrt{1 - (x-R)^2}$. Then,

$$f'(x) = \frac{1}{2} \frac{1 - 2(x-R)}{\sqrt{1 - (x-R)^2}} = \frac{-(x-R)}{\sqrt{1 - (x-R)^2}}. \text{ Note that we will integrate over positive values of } x.$$

the area is given by:

$$A(t) = 2 \int_{R-1}^{R+1} 2\pi x \sqrt{1 + \left(\frac{-(x-R)}{\sqrt{1 - (x-R)^2}}\right)^2} dx = 4\pi \int_{R-1}^{R+1} x \sqrt{1 + \frac{(x-R)^2}{1 - (x-R)^2}} dx = 4\pi \int_{R-1}^{R+1} x \sqrt{\frac{1 - (x-R)^2 + (x-R)^2}{1 - (x-R)^2}} dx$$

$$= 4\pi \int_{R-1}^{R+1} \frac{x}{\sqrt{1 - (x-R)^2}} dx; \text{ change: } u = x - R \quad du = dx.$$

If $x = R-1$ then: $u = (R-1) - R = -1$
 If $x = R+1$ then: $u = (R+1) - R = 1$.

$$= 4\pi \int_{-1}^1 \frac{u+R}{\sqrt{1-u^2}} du = 4\pi \left[\int_{-1}^1 \frac{u}{\sqrt{1-u^2}} du + \int_{-1}^1 \frac{R}{\sqrt{1-u^2}} du \right] = 4\pi \left[-\sqrt{1-u^2} + R \arcsin(u) \right]_{-1}^1$$

$$= 4\pi \left[-\sqrt{1-1^2} + R \arcsin(1) + \sqrt{1-(-1)^2} - R \arcsin(-1) \right] = 4\pi \left[R(\arcsin(1) - \arcsin(-1)) \right]$$

$$= 4\pi \left[R \left(\frac{\pi}{2} - \left(-\frac{\pi}{2} \right) \right) \right] = 4\pi^2 R = \boxed{(2\pi)^2 R}$$

(2) Exercise 7.4.5. Let $\Phi(u,v) = (e^u \cos v, e^u \sin v, v)$; $\Phi: [0,1] \times [0,\pi] \rightarrow \mathbb{R}^3$.

(a) Find $T_u \times T_v$. First find T_u , then T_v and then $T_u \times T_v$.

$$T_u = (e^u \cos v, e^u \sin v, 0); \quad T_v = (-e^u \sin v, e^u \cos v, 1).$$

$$T_u \times T_v = \begin{vmatrix} \hat{i} & \hat{j} & \hat{k} \\ e^u \cos v & e^u \sin v & 0 \\ -e^u \sin v & e^u \cos v & 1 \end{vmatrix} = \hat{i}(e^u \sin v) - \hat{j}(e^u \cos v) + \hat{k}(e^u) = \langle e^u \sin v, -e^u \cos v, e^u \rangle$$

(b) Find the equation for the tangent plane to S when $(u,v) = (0, \frac{\pi}{2})$.
 At this point, $\Phi(u,v) = \Phi(0, \frac{\pi}{2}) = (0, 1, \frac{\pi}{2})$. We need a vector perpendicular to this point. this is precisely $T_u \times T_v(0, \frac{\pi}{2}) = \langle 1, 0, 1 \rangle$. the plane is given by:

$$T_u \times T_v(0, \frac{\pi}{2}) \cdot (\langle x, y, z \rangle - \langle 0, 1, \frac{\pi}{2} \rangle) = 0 \iff$$

$$\langle 1, 0, 1 \rangle \cdot \langle x, y-1, z - \frac{\pi}{2} \rangle = 0 \iff$$

$$\boxed{x + z - \frac{\pi}{2} = 0}$$

(c) Find the area of $\Phi(D)$.

$$\Phi' = \begin{bmatrix} e^u \cos v & e^u \sin v & 0 \\ -e^u \sin v & e^u \cos v & 1 \end{bmatrix}. \quad \left| \frac{\partial(x,y)}{\partial(u,v)} \right| = e^u; \quad \left| \frac{\partial(x,z)}{\partial(u,v)} \right| = e^u \cos v; \quad \left| \frac{\partial(y,z)}{\partial(u,v)} \right| = e^u \sin v$$

the area A is given by:

$$A = \iint_D \sqrt{\left| \frac{\partial(x,y)}{\partial(u,v)} \right|^2 + \left| \frac{\partial(x,z)}{\partial(u,v)} \right|^2 + \left| \frac{\partial(y,z)}{\partial(u,v)} \right|^2} du dv = \int_0^{\pi} \int_0^1 \sqrt{(e^u)^2 + (e^u \cos v)^2 + (e^u \sin v)^2} du dv$$

$$= \int_0^{\pi} \int_0^1 \sqrt{2e^{2u}} du dv = \pi \int_0^1 \sqrt{2} e^u du = \sqrt{2} \pi [e^u]_0^1 = \sqrt{2} \pi [e^1 - e^0] = \sqrt{2} \pi (e - 1)$$

(3) Exercise 7.4.6. Find the area of the surface defined by $z = xy$ and $x^2 + y^2 \leq 2$.

Solution: this is the area of the surface of a graph:

$$A(S) = \iint_D \sqrt{\left(\frac{\partial z}{\partial x} \right)^2 + \left(\frac{\partial z}{\partial y} \right)^2 + 1} dA = \iint_D \sqrt{y^2 + x^2 + 1} dA$$

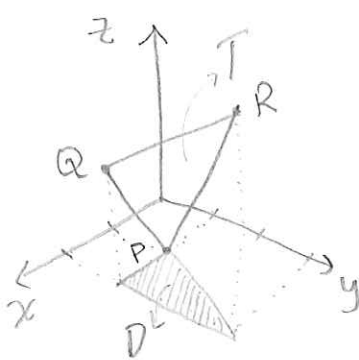
changing to Polar coordinates:

$$= \int_0^{2\pi} \int_0^{\sqrt{2}} \sqrt{r^2 + 1} \cdot r dr d\theta = 2\pi \int_0^{\sqrt{2}} r \sqrt{r^2 + 1} dr$$

change: $u = r^2 + 1$; $du = 2r dr \Rightarrow r dr = \frac{du}{2}$

$$2\pi \int_1^3 \sqrt{u} \frac{du}{2} = \pi \int_1^3 \sqrt{u} du = \pi \left[\frac{2}{3} u^{3/2} \right]_1^3 = \frac{2\pi}{3} \left[(3^2 + 1)^{3/2} - 1 \right] = \frac{2\pi}{3} [3^{3/2} - 1] = \frac{2\pi}{3} [3\sqrt{3} - 1]$$

(4) Exercise 7.4.7. Consider the Triangle T in \mathbb{R}^3 with vertices: $(1,1,0)$, $(2,1,2)$ and $(2,3,3)$.



We want to find the surface area of T, which is the same as finding the surface area of the plane containing T over D.

First, let us find an equation for the plane containing T

$$P = (1, 1, 0); \quad Q = (2, 1, 2); \quad R = (2, 3, 3)$$

$$PQ = (2, 1, 2) - (1, 1, 0) = (1, 0, 2)$$

$$PR = (2, 3, 3) - (1, 1, 0) = (1, 2, 3)$$

the normal vector to the plane is:

$$\vec{n} = PQ \times PR = \begin{vmatrix} \hat{i} & \hat{j} & \hat{k} \\ 1 & 0 & 2 \\ 1 & 2 & 3 \end{vmatrix} = \hat{i}(-4) - \hat{j}(1) + \hat{k}(2) = \langle -4, -1, 2 \rangle$$

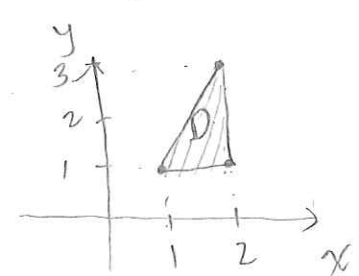
the equation of the plane is:

$$\vec{n} \cdot (\langle x, y, z \rangle - \langle 1, 1, 0 \rangle) = 0 \Leftrightarrow$$

$$\langle -4, -1, 2 \rangle \cdot \langle x-1, y-1, z \rangle = 0 \Leftrightarrow -4x + 4 - y + 1 + 2z = 0$$

$$-4x - y + 2z = -5 \Leftrightarrow$$

$$z = \frac{4x + y - 5}{2}$$



the surface area of T is given by:

$$A(T) = \iint_D \sqrt{\left(\frac{\partial z}{\partial x}\right)^2 + \left(\frac{\partial z}{\partial y}\right)^2 + 1} dA = \iint_D \sqrt{4 + \frac{1}{4} + 1} dA = \iint_D \sqrt{\frac{21}{4}} dA = \frac{\sqrt{21}}{2} \iint_D dA;$$

where $\iint_D dA$ is just the area of the triangle D , i.e., $\frac{b \cdot h}{2} = \frac{1 \cdot 2}{2} = 1$.

Hence, the area of T is $A(T) = \frac{\sqrt{21}}{2}$

Now, let us verify this answer by finding the lengths of the sides and using classical geometry: the lengths of T are:

$$d(P, Q) = \sqrt{1^2 + 2^2 + 3^2} = \sqrt{14}$$

this is an isosceles triangle

$$d(P, R) = \sqrt{1^2 + 0^2 + 2^2} = \sqrt{5}$$



$$d(Q, R) = \sqrt{0^2 + 2^2 + 1^2} = \sqrt{5}$$

The base of the triangle is $\sqrt{14}$. The height can be obtained as follows:

$$(\sqrt{5})^2 = \left(\frac{\sqrt{14}}{2}\right)^2 + h^2 \Rightarrow 5 - \frac{14}{4} = h^2 \Rightarrow \frac{6}{4} = h^2 \Rightarrow h^2 = \frac{3}{2} \Rightarrow h = \frac{\sqrt{3}}{\sqrt{2}}$$

the area is: $\frac{h \cdot b}{2} = \frac{\sqrt{14} \cdot \frac{\sqrt{3}}{\sqrt{2}}}{2} = \frac{\sqrt{14 \cdot \frac{3}{2}}}{2} = \frac{\sqrt{21}}{2}$ the answer coincide.

(5) Exercise 7.4.19 Compute the area of the surface given by:
 $x = r \cos \theta$; $y = 2r \cos \theta$; $z = \theta$, $0 \leq r \leq 1$, $0 \leq \theta \leq 2\pi$.

Sketch.

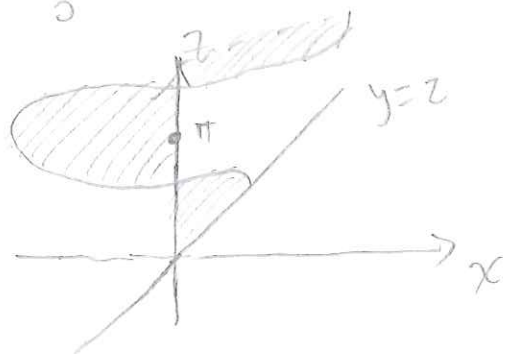
Solution: $\mathcal{F}' = \begin{pmatrix} \cos \theta & 2 \cos \theta & 0 \\ -r \sin \theta & -2r \sin \theta & 1 \end{pmatrix}$. $\left| \frac{\partial(x, y)}{\partial(r, \theta)} \right| = -2r \sin \theta \cos \theta + 2r \sin \theta \cos \theta = 0$.

$$\left| \frac{\partial(x, z)}{\partial(r, \theta)} \right| = \cos \theta; \quad \left| \frac{\partial(y, z)}{\partial(r, \theta)} \right| = 2 \cos \theta.$$

$$A = \iint_n \sqrt{0^2 + \cos^2 \theta + 4 \cos^2 \theta} dA = \int_0^{2\pi} \int_0^1 \sqrt{5} \cos \theta dr d\theta = \sqrt{5} \int_0^{2\pi} \cos \theta d\theta.$$

4 pieces: $4 \sqrt{5} \int_0^{\pi/2} \cos \theta = 4 \sqrt{5} [\sin \theta]_0^{\pi/2} = 4 \sqrt{5}$

Sketch



(6) Exercise 7.4.25. Find the area of the graph of the function

$$f(x,y) = \frac{2}{3}(x^{3/2} + y^{3/2})$$

that lies over the domain $[0,1] \times [0,1]$.

Solution: Let us compute the surface area using:

$$A(S) = \iint_D \sqrt{\left(\frac{\partial f}{\partial x}\right)^2 + \left(\frac{\partial f}{\partial y}\right)^2 + 1} dA, \text{ where:}$$

$$\frac{\partial f}{\partial x} = x^{1/2}; \quad \frac{\partial f}{\partial y} = y^{1/2} \Rightarrow A(S) = \iint_D \sqrt{(x^{1/2})^2 + (y^{1/2})^2 + 1} dA$$

$$= \iint_D \sqrt{x+y+1} dA = \int_0^1 \int_0^1 \sqrt{x+y+1} dx dy; \quad \begin{array}{l} \text{change} \\ u = x+y+1 \quad du = dx. \end{array}$$

$$= \int_0^1 \int_{D^*} \sqrt{u} du dy = \int_0^1 \left[\frac{2}{3} u^{3/2} \right]_{x=0}^{x=1} dy = \frac{2}{3} \int_0^1 (y+2)^{3/2} - (y+1)^{3/2} dy$$

$$= \frac{2}{3} \left[\frac{2}{5} (y+2)^{5/2} - \frac{2}{5} (y+1)^{5/2} \right]_0^1 = \frac{4}{15} \left[\left(3^{5/2} - 2^{5/2} \right) - \left(2^{5/2} - 1^{5/2} \right) \right]$$

$$= \frac{4}{15} [9\sqrt{3} - 4\sqrt{2} - 4\sqrt{2} - 1] = \frac{4}{15} [9\sqrt{3} - 8\sqrt{2} - 1] \quad \checkmark$$

(7) Exercise 7.5.4 Evaluate the integral

$$\iint_S (x+z) ds; \text{ where } S \text{ is the part of the cylinder } y^2 + z^2 = 4; \text{ with } x \in [0,5].$$

Solution: First we need to parametrize the cylinder. A possible parametrization is: $\Phi(u, \theta) = (u, 2\cos\theta, 2\sin\theta)$; $D: 0 \leq u \leq 5; 0 \leq \theta \leq 2\pi$. By definition:

$$\iint_S (x+z) ds = \iint_D f(\Phi(u, \theta)) \|T_u \times T_\theta\| du d\theta; \text{ where:}$$

$$\Phi' = \begin{pmatrix} \partial\Phi/\partial u \\ \partial\Phi/\partial\theta \end{pmatrix} = \begin{pmatrix} 1 & 0 & 0 \\ 0 & -2\sin\theta & 2\cos\theta \end{pmatrix}; \quad \left| \frac{\partial(x,y)}{\partial(u,\theta)} \right| = -2\sin\theta; \quad \left| \frac{\partial(x,z)}{\partial(u,\theta)} \right| = 2\cos\theta; \quad \left| \frac{\partial(y,z)}{\partial(u,\theta)} \right| = 0$$

$$\Rightarrow \|T_u \times T_\theta\| = \sqrt{(-2\sin\theta)^2 + (2\cos\theta)^2 + 0^2} = 2.$$

$$\iint_D f(\Phi(u, \theta)) \|T_u \times T_\theta\| du d\theta = \int_0^5 \int_0^{2\pi} 2(u + 2\sin\theta) du d\theta = \int_0^5 \left[\frac{u^2}{2} + 2u\sin\theta \right]_0^5 d\theta = \int_0^5 \left[\frac{25}{2} + 10\sin\theta \right] d\theta \Rightarrow$$

$$\int_0^{2\pi} \left(\frac{25}{2} + 10 \sin \theta \right) d\theta = 2 \left[\frac{25}{2} \theta - 10 \cos \theta \right]_0^{2\pi} = 2 \left\{ (25\pi - 10) - (-10) \right\} = \boxed{50\pi}$$

(8) Exercise 7.5.5. Let S be the surface defined by $\Phi(u,v) = (u+v, u-v, uv)$.

(a) Show that the image of S is in the graph of the surface

$$4z = x^2 - y^2.$$

Pf: To be in the graph, it has to satisfy the equation:

$$x^2 - y^2 = (u+v)^2 - (u-v)^2 = u^2 + 2uv + v^2 - (u^2 - 2uv + v^2) = 4uv = 4z$$

(b) Evaluate $\iint_S x \, dS$ for all points on the graph S over $x^2 + y^2 \leq 1$.

Solution: By definition:

$$\iint_S x \, dS = \iint_D f(\Phi(u,v)) \|T_u \times T_v\| \, du \, dv; \text{ where } \Phi(u,v) = (u+v, u-v, uv),$$

$D = \text{unit circle}$

$$\Phi' = \begin{pmatrix} \frac{\partial \Phi}{\partial u} \\ \frac{\partial \Phi}{\partial v} \end{pmatrix} = \begin{pmatrix} 1 & 1 & v \\ 1 & -1 & u \end{pmatrix}; \quad \left| \frac{\partial(x,y)}{\partial(u,v)} \right| = -2; \quad \left| \frac{\partial(x,z)}{\partial(u,v)} \right| = u-v; \quad \left| \frac{\partial(y,z)}{\partial(u,v)} \right| = u+v.$$

$$\|T_u \times T_v\| = \sqrt{4 + (u-v)^2 + (u+v)^2} = \sqrt{4 + u^2 - 2uv + v^2 + u^2 + 2uv + v^2} = \sqrt{2u^2 + 2v^2 + 4}$$

$$\iint_D f(\Phi(u,v)) \|T_u \times T_v\| \, du \, dv = \iint_D (u+v) \sqrt{2} \sqrt{u^2 + v^2 + 2} \, du \, dv. \quad \text{change to polar:}$$

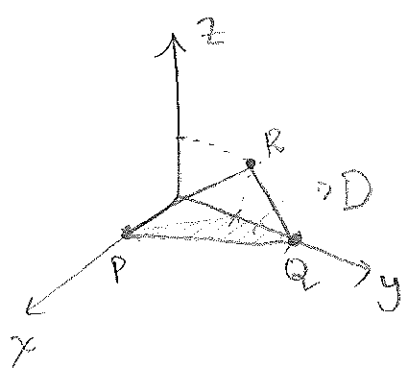
$$\int_0^{2\pi} \int_0^1 (r \cos \theta + r \sin \theta) \sqrt{r^2 + 2} \, r \, dr \, d\theta = \sqrt{2} \int_0^{2\pi} \left[\cos \theta \int_0^1 r^2 \sqrt{r^2 + 2} \, dr + \sin \theta \int_0^1 r^2 \sqrt{r^2 + 2} \, dr \right] d\theta$$

$$= \sqrt{2} \int_0^{2\pi} (\cos \theta + \sin \theta) \int_0^1 r^2 \sqrt{r^2 + 2} \, dr \, d\theta \quad \text{Let } A = \int_0^1 r^2 \sqrt{r^2 + 2} \, dr. \text{ This is a number, (whatever it is), does not depend on } \theta.$$

$$= \sqrt{2} A \int_0^{2\pi} (\cos \theta + \sin \theta) \, d\theta = \sqrt{2} A (\sin \theta - \cos \theta) \Big|_0^{2\pi} = \sqrt{2} A [(0-1) - (0-1)] = \boxed{0}$$

(9) Exercise 7.5.8. Evaluate $\iint_S xyz \, ds$ where S is the triangle with vertices $(1, 0, 0)$, $(0, 2, 0)$, and $(0, 1, 1)$

Solution: First we need to parametrize the triangle.



For that, let us find the equation of the plane containing P, Q and R .

$$P = (1, 0, 0); R = (0, 1, 1); Q = (0, 2, 0).$$

$$\vec{PQ} = (0, 2, 0) - (1, 0, 0) = (-1, 2, 0).$$

$$\vec{PR} = (0, 1, 1) - (1, 0, 0) = (-1, 1, 1).$$

the normal vector to the plane containing the triangle is given by:

$$\vec{n} = \vec{PQ} \times \vec{PR} = \begin{vmatrix} \hat{i} & \hat{j} & \hat{k} \\ -1 & 2 & 0 \\ -1 & 1 & 1 \end{vmatrix} = \hat{i}(2) - \hat{j}(-1) + \hat{k}(-1+2) = \langle 2, 1, 1 \rangle.$$

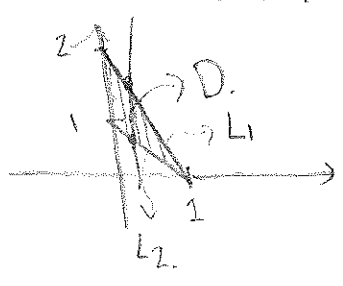
the equation of the plane is:

$$\vec{n} \cdot (\langle x, y, z \rangle - \langle 1, 0, 0 \rangle) = 0 \Leftrightarrow \langle 2, 1, 1 \rangle \cdot \langle x-1, y, z \rangle = 0 \Leftrightarrow 2x-2+y+z=0$$

A unit normal vector to the plane is:
 $\hat{n} = \frac{\langle 2, 1, 1 \rangle}{\sqrt{6}}$

As a graph this plane can be written: $z = 2 - 2x - y = g(x, y)$.

Next, we need to find a parametrization for the triangle. One such param. is $\Phi(u, v) = \langle u, v, 2 - 2u - v \rangle$ over the domain D given by:



L_1 is: $y = mx + b$: $2 = m(0) + b \Rightarrow b = 2$
 $0 = m(1) + b = m + 2 \Rightarrow m = -2$
 $L_1 := \boxed{y = 2 - 2x}$

L_2 is: $y = mx + b$: $1 = m(0) + b \Rightarrow b = 1$
 $0 = m(1) + b = m + 1 \Rightarrow m = -1$
 $L_2 := \boxed{y = 1 - x}$

$$\iint_S xyz \, ds = \iint_D f(x, y, g(x, y)) \frac{dx dy}{\hat{n} \cdot \hat{k}} = \iint_D xy(2-2x-y) \frac{dx dy}{\frac{1}{\sqrt{6}}} = \sqrt{6} \int_0^1 \int_{1-x}^{2-2x} xy(2-2x-y) dy dx$$

$$= \sqrt{6} \int_0^1 \int_{1-x}^{2-2x} 2xy - 2x^2y - xy^2 dy dx = \sqrt{6} \int_0^1 \left[xy^2 - (xy)^2 - \frac{xy^3}{3} \right]_{1-x}^{2-2x} dx$$

$$= \sqrt{6} \int_0^1 \left[y^2 \left(x - x^2 - \frac{xy}{3} \right) \right]_{1-x}^{2-2x} dx = \sqrt{6} \int_0^1 (2-2x)^2 \left(x - x^2 - \frac{2x-2x^2}{3} \right) - (1-x)^2 \left(x - x^2 - \frac{x-x^2}{3} \right) dx$$

$$= \sqrt{6} \left[\int_0^1 (4-8x+4x^2) \left(\frac{x-x^2}{3} \right) dx - \int_0^1 (1-2x+x^2) \left(\frac{2x-2x^2}{3} \right) dx \right]$$

$$= \sqrt{6} \left[\frac{4}{3} \int_0^1 (1-2x+2x^2)(x-x^2) dx - \frac{2}{3} \int_0^1 (1-2x+x^2)(x-x^2) dx \right]$$

$$= \sqrt{6} \left[\frac{4}{3} \int_0^1 -2x^4 + 4x^3 - 3x^2 + x dx - \frac{2}{3} \int_0^1 -x^4 + 3x^3 - 3x^2 + x dx \right]$$

$$= \sqrt{6} \int_0^1 \frac{2}{3} x(1-x)^3 dx = \sqrt{6} \int_0^1 \frac{2}{3} \frac{1}{4} (1-x)^4 dx = \frac{\sqrt{6}}{5 \cdot 6} \left[(1-x)^5 \right]_0^1 = \frac{\sqrt{6}}{30} - (0-1) = \frac{\sqrt{6}}{30} + 1$$

(10) Exercise 7.5.13. Evaluate $\iint_S z ds$, where S is the surface $g(x,y) = z = x^2 + y^2$, $x^2 + y^2 \leq 1$.

Solution: $\iint_S z ds = \iint_D \frac{f(x,y,g(x,y))}{\hat{n} \cdot \hat{k}} dx dy$, where

$$\hat{n} = \left\langle -\frac{\partial g}{\partial x}, -\frac{\partial g}{\partial y}, 1 \right\rangle = \langle -2x, -2y, 1 \rangle \Rightarrow \hat{n} = \frac{\langle -2x, -2y, 1 \rangle}{\sqrt{4x^2 + 4y^2 + 1}}$$

$$\iint_D \frac{x^2 + y^2}{\sqrt{4x^2 + 4y^2 + 1}} dx dy = \iint_D (x^2 + y^2) \sqrt{4x^2 + 4y^2 + 1} dx dy \quad \text{Changing to polar:}$$

$$\int_0^{2\pi} \int_0^1 r^2 \sqrt{4r^2 + 1} r dr d\theta = 2\pi \int_0^1 r^3 \sqrt{4r^2 + 1} dr; \quad \text{which we can evaluate to:}$$

$$= 2\pi \left[\frac{1}{120} (4r^2 + 1)^{3/2} (6r^2 - 1) \right]_0^1 = \frac{\pi}{60} \left[5^{5/2} + 1 \right] = \frac{\pi}{4} \left(\frac{5^{5/2}}{15} + \frac{1}{15} \right) = \frac{\pi}{4} \left(\frac{5^2 \sqrt{5}}{15} + \frac{1}{15} \right)$$

$$= \frac{\pi}{4} \left(\frac{5\sqrt{5}}{3} + \frac{1}{15} \right)$$